


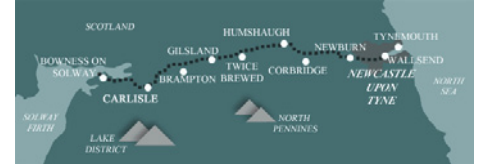


Walking Holidays in Britain's most Beautiful Landscapes

t: 017687 72335

e: info@mickledore.co.uk

w: www.mickledore.co.uk



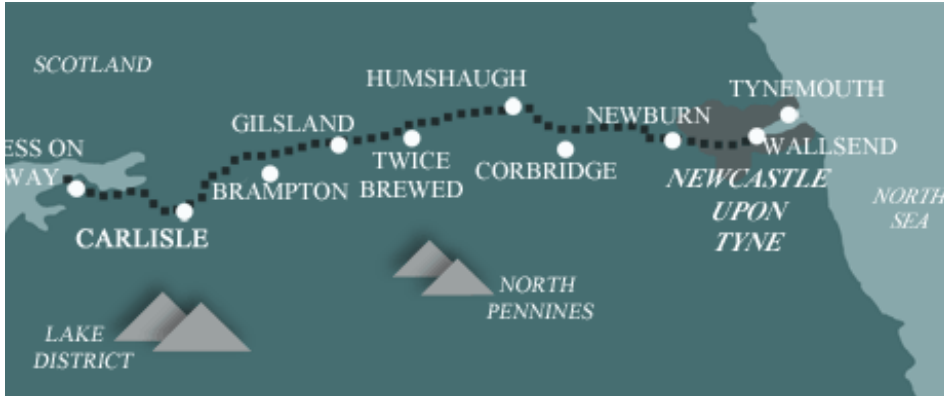
Hadrian's Wall Path

Hadrian's Wall Path was opened in 2002 and proved an immediate success with walkers from both the UK and abroad. The route follows the line of Hadrian's Wall which was constructed by Roman emperor Hadrianus between AD120 and AD128 to protect the northern extreme of the Roman Empire.

It crosses the country from coast to coast - from Wallsend, near Newcastle, through the rolling border countryside of Northumberland, continuing on to the historic city of Carlisle and finally to the flat plains of the Solway Coast. At every mile along the Wall there is a milecastle with two watchtowers in-between. Although parts of the wall have been plundered for local houses, the central section is very well preserved, as well as the various forts and milecastles on the way.

To book please visit www.mickledore.co.uk or call +44 (0) 17687 72335





Summary

Why do this walk?

- Follow the most extensive Roman remains in the world from Coast to Coast.
- Dramatic scenery as the wall hugs the cliffs of the Whin Sill in the central section.
- An easy to follow trail with great accommodation.
- Short breaks available over the best preserved section.

Essential Info

Length	4 - 11 nights
Full Route Length	82 miles / 132 km
Shortest Break Length	24 miles / 38 km

Grade



Easy to Moderate

Of the National Trails trails we cover, this is the easiest. The route covers rolling countryside and moorlands, but not mountains. Many people with limited walking experience have completed this route.

Terrain: Varied. Urban footpaths for day 1, then generally fields and parkland until Housesteads. Moorland up to 350m for the central section, then more fields/parkland to Carlisle, followed by flat coastal plain to Bowness on Solway.

What's it like underfoot? Pretty good. Well maintained paths throughout, although sections can

get a bit muddy in wet weather.

How Much Up & Down? Not too much! Generally rolling countryside with some gentle ups and downs. In the central section there are numerous short steep climbs.

Signposting: Good.

Navigation: Pretty straightforward. Well defined paths, and good signposting.

Route

Wallsend to Newburn

The walk starts in Wallsend in Newcastle upon Tyne, on the site of Segedunum, a fort with an interesting museum. It follows the River Tyne into the city to the redeveloped central quayside, centered on the 'Blinking Eye' Millennium Bridge, which leads to the Baltic Arts Centre and distinct Sage Building. The route continues besides the river to Newburn, on the outskirts of Newcastle.

Newburn to Humshaugh

The route continues pleasantly through the Tyne Valley Country Park before climbing to the hilltop village of Heddon and onwards through rolling countryside. Turrets and milecastles become part of the landscape. The final 2 miles are marked by a descent through pleasant parkland to the North Tyne Valley and the picturesque villages of Wall, Chollerford and Humshaugh, (all of which we use

for overnight stops).

Humshaugh to Twice Brewed

The route soon reaches Northumbria National Park and classic Roman Wall country with expansive views and undulating moorland. The route climbs steadily at first, past turrets and a Brocolitia Roman fort; it then becomes more steeply undulating on reaching the Whin Sill escarpment.

The views of open moorland, the South Tyne Valley, the Pennines and of the wall itself following ridges ahead are breathtaking. The route passes the well preserved Housesteads Fort and continues in a similar dramatic fashion to Twice Brewed and on to your accommodation.

Twice Brewed to Gilsland

Twice Brewed is a good place to schedule in a rest day so you have time to explore the Vindolanda or Housesteads Roman forts. The route continues to follow the escarpment, over rugged crags of Windshield, equally as impressive as the previous section. It passes the remains of Great Chester's Fort and the Roman Army Museum and continues to the pretty villages of Greenhead and Gilsland.

Gilsland to Carlisle

Just after Gilsland the fort of Birdoswald is reached, after which the route continues high above the steep sided Irthington Gorge, before beginning a gradual descent at the village of Banks. Rich agricultural landscape and parkland replaces the



moorland as the route drops steadily through the villages of Walton and Irthington before reaching the River Eden for the final section into the historic border city of Carlisle. Carlisle's history is very much evident with its cathedral, castle and old city walls.

Carlisle to Bowness-on-Solway

The final section is a complete contrast to all that has gone before; initially along the banks of the Eden and then across the pancake flat salt marshes of the Solway Firth. The mountains of the Lake District are visible to the south and Scotland is just across the water to the north. This expansive estuary is internationally renowned for its thriving bird life and the area has a peaceful charm of its own.

Additional Days

Twice Brewed

Twice Brewed is an excellent place for a rest day - in the middle of the most dramatic section of the wall, and close to the best preserved Roman forts. Vindolanda can take the best part of a day - there are extensive remains, a comprehensive museum, and often an archeological dig in progress. Housesteads and the Roman Army Museum are also close by.

Carlisle

Carlisle is an historic border city, complete with

castle and cathedral. Tullie House Museum has a lot of Roman artefacts and is worth a visit. The cathedral was founded in 1122 and is open every day. The castle has dominated the city for 9 centuries, and also houses a military museum – there are guided tours daily. There are plenty of shops and lots of places to eat or have coffee.

Getting There and Away

Detailed instructions on getting to your first night's accommodation by car, or on foot from the nearest train or bus station, will also be included in the holiday pack on individual accommodation maps. To view train times please visit www.qjump.co.uk where you can also purchase tickets in advance. For information on bus timetables please visit www.traveline.info

Getting There: Holidays starting at Wallsend have the first night in Tynemouth.

By Air: Newcastle International Airport has its own Metro station (you will need some change for the ticket machine) the journey time from the airport to Newcastle Central Station is around 20 minutes, change at Monument for Tynemouth.

By Public Transport: take the east coast main line to Newcastle. From Newcastle Central Station take the metro to Tynemouth (you will need some change for the ticket machine), then follow the instructions on the accommodation map in your holiday pack.

By Road: From the South, head North through

the Tyne Tunnel (A19) follow the A19 up to the A1058 coast road, head towards Tynemouth. From Newcastle, head towards the coast on the Coast Road (A1058).

To get to the start of the route at Wallsend to begin your walk:

Take the metro from Tynemouth to Wallsend (approx 7 min). Exit the station and follow Station Road to Buddle Street where you will find Segedunum Museum.

Returning from Bowness on Solway:

Take the bus from Bowness on Solway to Carlisle (approx 45 min) there is a bus at 07:30 and 10:20. There is a train station at Carlisle for onwards travel. Please note there is no bus on Sunday, you will need to take a taxi (approx £25). There is a list of taxi companies in your holiday pack.

How our holidays work

We specialise in self guided walks because we think it's the best way to really experience local landscapes, cultures & history. You walk under your own steam, at your own pace, safe in the knowledge that we have organised everything, and help is only a phone call away. We book all you accommodation, move your luggage between overnight stops, provide you with maps and guidebooks, and all the details you need for a successful holiday. You just turn up and walk!



Walking Holidays in Britain's most Beautiful Landscapes

t: 017687 72335

e: info@mickledore.co.uk

w: www.mickledore.co.uk



Inbuilt flexibility

Our holidays are designed to be flexible and can therefore be tailored to suit your requirements. If you're looking for something different, or extra, from the holidays described here, give us a ring and we'll do our best to please!

You can start on any day you like. We can arrange extra nights at any of the overnight stops, allowing for rest days or giving you more time to explore the locality. Or you can book part of a walk if you don't have the time to complete the entire distance.

How to Book

Once you have decided which holiday you wish to book, please fill in the form at the back of this brochure and either post or fax it to us. We will get in touch with you shortly afterwards to confirm your holiday details.

Alternatively you can book on our website – www.mickledore.co.uk , or telephone us in office hours.

Accommodation

Good accommodation and friendly hosts are an essential part of any holiday . We make a special effort to find the hidden gems, as well as keeping a close eye on the quality of the more mainstream accommodation.

As well as visiting the accommodation ourselves, we ask all our customers to complete a short evaluation on each night's accommodation, which then gives us an insight in to the day-to-day operation, and lets us spot any potential issues before they become a problem. We have three former Keswick guest house owners on the staff – so we know the industry well.

The Hadrian's Wall Path includes a great variety of accommodation , including small country hotels, guest houses, bed and breakfasts, farm house accommodation, and Victorian town houses. In selecting the accommodation we look for helpful, friendly hosts with good quality, characterful accommodation close to the trail.

Single Rooms

We are happy to book single rooms on this walk at a supplement, but can't normally book more than 2 single rooms for any 1 group.

What We Provide

All Holidays

Accommodation Overnight Bed and Breakfast accommodation in selected hotels, farmhouses, village inns, guest houses and family B&Bs. Full English or Continental breakfast.

Guidebook A guidebook with route information, maps, photos and background information.

Information of Services Along the Route

A comprehensive Service Info sheet, including services such as cash points, banks, post offices, village shops, inns, cafes and taxis.

Maps 2 waterproof 1:40000 maps from Harvey Maps covering the whole route.

Personal Itinerary A personal itinerary setting out each overnight stop, including large scale maps of each accommodation, to ensure you find it easily.

Emergency Telephone Support If you get in to difficulties during your holiday, we are always available to help, even out of office hours.

15% discount at Cotswold Outdoors We will issue you with a 15% Discount Card valid at all Cotswold Outdoor stores, and online, for the whole year on confirmation of your booking.

Options

Luggage Transport We will transfer your luggage between each overnight stop – leave your luggage at the accommodation when you set off in the morning, it will be moved on to your next B&B. You only need to carry a small day sack with the clothes and provisions you require during the day's walk. We ask you to limit your luggage to one bag per person, up to 18kg .

Packed Lunches Provided for each day's walking and recommended on this holiday as there will not always be a handy shop or cafe on the route.

Off Road Parking If you are travelling by car

To book please visit www.mickledore.co.uk or call +44 (0) 17687 72335





Walking Holidays in Britain's most Beautiful Landscapes

t: 017687 72335

e: info@mickledore.co.uk

w: www.mickledore.co.uk



we can usually arrange off road parking for the duration of your trip. (There may be a small charge for this).

Arrangement of return transport We can also arrange your transfer back to your car, (or advise you when public transport is a better option)!

What's not Included

Evening Meals Your evening meal isn't included in the package, but we include full details and recommendations for each evening meal in your itinerary. You will normally be within walking distance of a pub and/or restaurant, or where there is good food available at the accommodation, we'll book that for you. Allow about £20.00 per night.

Transport to the Start & Away from the Finish

Taxi or Bus transport if you need to miss a stage (but we'll help you organise it if you need help)

Travel Insurance Even if you are based in the UK travel insurance is worth having.

Prices

Detailed prices for all our holidays are available on the website www.mickledore.co.uk .

About Mickledore

Mickledore Travel is based in Keswick at the heart of the English Lake District. We are one of the leading specialists in self guided walking and

cycling holidays in the UK, and provide a friendly, professional and flexible service.

We are walkers and cyclists ourselves, so it really matters to us that you have a good holiday. We are still a small business, with a lot of local knowledge, and personal enthusiasm for the outdoors. If you've got any queries, we're always happy to help, so don't hesitate to pick up the phone or drop us an email, or call in and see us if you're in Keswick.

We specialise in UK holidays, and by concentrating on what we consider the best routes, we get to know the trails, accommodation, and local area intimately.

- All your accommodation has been carefully selected and is regularly monitored.
- We listen to you and tailor each holiday to meet your requirements.
- We have an excellent level of customer service.
- We have 15 years experience, and very high levels of customer satisfaction.
- Peace of mind – help is only ever a telephone call away.
- We are all outdoor enthusiasts – we know what makes a good holiday, and we want you to have one!
- 15% discount card for all your outdoor equipment purchases from Cotswold Outdoors.
- 100% financial protection – in the very unlikely event of Mickledore's financial failure, you receive a full refund.

Book With Confidence

Financial Protection

Your payments are fully protected against our financial failure. We are members of the Association of Independent Tour Operators (AITO), and have arranged bonding through ABTOT. This means that in the unlikely event of our financial failure, any monies you have paid to us will be refunded. This bonding is fully compliant with the Package Travel Regulations and provides 100% financial protection.

AITO Quality Statement



Mickledore Travel is a member of the Association of Independent Tour Operators. The Association represents Britain's leading independent tour operators. It promotes high levels of professionalism and a shared concern for quality and personal service. The Association encourages the highest standards in all aspects of tour operating.

Mickledore Travel abides by AITO's Code of Conduct and adheres to the Quality Charter which can be viewed at www.aito.com. Visit the website to find out more about the Association or call 020 8744 9280.

To book please visit www.mickledore.co.uk or call +44 (0) 17687 72335





Walking Holidays in Britain's most Beautiful Landscapes

t: 017687 72335

e: info@mickledore.co.uk

w: www.mickledore.co.uk



Client Feedback

We're proud of our reputation for quality holidays. There are plenty of customer reviews on our Website but here are a couple of comments to give you a flavour:

Would you use Mickledore again? YES, definitely, and speaking to people on the route we learned that you have a good reputation. We had a fabulous and memorable holiday and I can now strike Hadrian's Wall off my bucket list!

Tania Comery, Ilkeston UK

We are grateful for your very professional service. Everything went smooth and the accommodations were all very nice - perfect for our honeymoon.

Gier Johnsen, Bodo Norway

Our Itineraries

[Turn over for more Itineraries →](#)

Tynemouth to Bowness on Solway 82 miles / 131 km

We offer 5 holidays covering the whole route. The longer the holiday, the shorter you have to walk each day. The most popular options are 7 and 8 days.

	Wallsend to Bowness in 6 days Walking Code: HW7			Wallsend to Bowness in 7 days Walking Code: HW8			Wallsend to Bowness in 8 days Walking Code: HW9		
		Miles	km		Miles	km		Miles	km
Day 1	Travel to Tynemouth for your first night's accommodation			Travel to Tynemouth for your first night's accommodation			Travel to Tynemouth for your first night's accommodation		
Day 2	Metro rail to Wallsend then walk to Newburn	11	18	Metro rail to Wallsend then walk to Newburn	11	18	Metro rail to Wallsend then walk to Newburn	11	18
Day 3	Newburn to Humshaugh	19	31	Newburn to Corbridge	14	23	Newburn to Corbridge	14	23
Day 4	Humshaugh to Twice Brewed	13	21	Corbridge to Humshaugh	6	9	Corbridge to Humshaugh	6	9
Day 5	Twice Brewed to Banks	14	23	Humshaugh to Twice Brewed	13	21	Humshaugh to Twice Brewed	13	21
Day 6	Banks to Carlisle	14	23	Twice Brewed to Banks	14	23	Twice Brewed to Gilsland	10	16
Day 7	Carlisle to Bowness on Solway	16	26	Banks to Carlisle	14	23	Gilsland to Irthington	11	18
Day 8	Depart from Bowness on Solway after breakfast			Carlisle to Bowness on Solway	16	26	Irthington to Carlisle	9	14
Day 9				Depart from Bowness on Solway after breakfast			Carlisle to Bowness on Solway	16	26
							Depart from Bowness on Solway after breakfast		

To book please visit www.mickledore.co.uk or call +44 (0) 17687 72335





Walking Holidays in Britain's most Beautiful Landscapes

t: 017687 72335

e: info@mickledore.co.uk

w: www.mickledore.co.uk

Our Itineraries

Turn over for more Itineraries →

The Whole Route from Wallsend to Bowness on Solway in 6 to 10 days – 87-93 miles/140-150 km

Wallsend to Bowness in 9 days Walking Code: HW10				Wallsend to Bowness in 10 days Walking Code: HW11		
		Miles	km		Miles	km
Day 1	Travel to Tynemouth for your first night's accommodation			Travel to Tynemouth for your first night's accommodation		
Day 2	Metro rail to Wallsend then walk to Newburn	11	18	Metro rail to Wallsend then walk to Newburn	11	18
Day 3	Newburn to East Wallhouses	11	18	Newburn to East Wallhouses	11	18
Day 4	East Wallhouses to Humshaugh	12	19	East Wallhouses to Humshaugh	12	19
Day 5	Humshaugh to Grindon	9	14	Humshaugh to Grindon	9	14
Day 6	Grindon to Twice Brewed	7	11	Grindon to Twice Brewed	7	11
Day 7	Twice Brewed to Gilsland	10	16	Twice Brewed to Gilsland	10	16
Day 8	Gilsland to Irthington	11	18	Gilsland to Irthington	11	18
Day 9	Irthington to Carlisle	9	14	Irthington to Carlisle	9	14
Day 10	Carlisle to Bowness on Solway	16	26	Carlisle to Burgh By Sands	8	13
Day 11	Depart from Bowness on Solway after breakfast			Burgh By Sands to Bowness on Solway		
Day 12				Depart from Bowness on Solway after breakfast		

Hadrian's Wall Highlights - Corbridge to Bowness - Corbridge to Bowness on Solway 60 miles / 96 km

Corbridge to Bowness in 5 days Walking Code: HWH6				Corbridge to Bowness in 6 days Walking Code: HWH7			Corbridge to Bowness in 7 days Walking Code: HWH8		
		Miles	km		Miles	km		Miles	km
Day 1	Travel to Corbridge for your first night's accommodation			Travel to Corbridge for your first night's accommodation			Travel to Corbridge for your first night's accommodation		
Day 2	Corbridge to Humshaugh	6	9	Corbridge to Humshaugh	6	9	Corbridge to Humshaugh	6	9
Day 3	Humshaugh to Twice Brewed	13	21	Humshaugh to Twice Brewed	13	21	Humshaugh to Twice Brewed	13	21
Day 4	Twice Brewed to Banks	14	23	Twice Brewed to Gilsland	10	16	Twice Brewed to Gilsland	10	16
Day 5	Banks to Carlisle	14	23	Gilsland to Irthington	11	18	Gilsland to Irthington	11	18
Day 6	Carlisle to Bowness on Solway	16	26	Irthington to Carlisle	9	14	Irthington to Carlisle	9	14
Day 7	Depart from Bowness on Solway after breakfast			Carlisle to Bowness on Solway	16	26	Carlisle to Burgh By Sands	8	13
Day 8				Depart from Bowness on Solway after breakfast			Burgh By Sands to Bowness on Solway	8	13
Day 9							Depart from Bowness on Solway after breakfast		

To book please visit www.mickledore.co.uk or call +44 (0) 17687 72335





Walking Holidays in Britain's most Beautiful Landscapes

t: 017687 72335

e: info@mickledore.co.uk

w: www.mickledore.co.uk

Our Itineraries

Turn over for more Itineraries →

Hadrian's Wall Highlights - Corbridge to Carlisle - Corbridge to Carlisle 44 miles / 70 km

	Corbridge to Carlisle in 4 days Walking Code: HWC5			Corbridge to Carlisle in 5 days Walking Code: HWC6			Corbridge to Carlisle in 6 days Walking Code: HWC7		
		Miles	km		Miles	km		Miles	km
Day 1	Travel to Corbridge for your first night's accommodation			Travel to Corbridge for your first night's accommodation			Travel to Corbridge for your first night's accommodation		
Day 2	Corbridge to Humshaugh	6	9	Corbridge to Humshaugh	6	9	Corbridge to Humshaugh	6	9
Day 3	Humshaugh to Twice Brewed	13	21	Humshaugh to Twice Brewed	13	21	Humshaugh to Grindon	9	14
Day 4	Twice Brewed to Banks	14	23	Twice Brewed to Gilsland	10	16	Grindon to Twice Brewed	7	11
Day 5	Banks to Carlisle	14	23	Gilsland to Irthington	11	18	Twice Brewed to Gilsland	10	16
Day 6	Depart from Carlisle after breakfast			Irthington to Carlisle	9	14	Gilsland to Irthington	11	18
Day 7				Depart from Carlisle after breakfast			Irthington to Carlisle	9	14
Day 8							Depart from Carlisle after breakfast		

To book please visit www.mickledore.co.uk or call +44 (0) 17687 72335





Walking Holidays in Britain's most Beautiful Landscapes

t: 017687 72335

e: info@mickledore.co.uk

w: www.mickledore.co.uk

Five and Four night "Best of Hadrian's Wall" Holidays

Best of Hadrian's Wall: Corbridge - Brampton 42 miles / 67 km

Turn over for our Booking form →

Corbridge to Brampton in 4 days walking (5 nights) – 39 miles/63 km Code: HWB5			
		Miles	km
Day 1	Travel to Corbridge for your first night's accommodation		
Day 2	Corbridge to Humshaugh	6	9
Day 3	Humshaugh to Twice Brewed	13	21
Day 4	Twice Brewed to Gilsland	10	16
Day 5	Gilsland to Brampton	10	16
Day 6	Depart from Brampton after breakfast		

Best of Hadrian's Wall: Corbridge to Gilsland 32 miles / 51 km

Best of Hadrian's Wall Walk: Corbridge to Gilsland in 3 days Walking Code: HWB4A			
		Miles	km
Day 1	Travel to Corbridge for your first night's accommodation		
Day 2	Corbridge to Humshaugh	6	9
Day 3	Humshaugh to Twice Brewed	13	21
Day 4	Twice Brewed to Gilsland	10	16
Day 5	Depart from Gilsland after breakfast		

Best of Hadrian's Wall: Humshaugh to Gilsland 24 miles / 38 km

Humshaugh to Gilsland in 3 days Walking Code: HWB4B			
		Miles	km
Day 1	Travel to Humshaugh for your first night's accommodation		
Day 2	Humshaugh to Grindon	9	14
Day 3	Grindon to Twice Brewed	7	11
Day 4	Twice Brewed to Gilsland	10	16
Day 5	Depart from Gilsland after breakfast		

To book please visit www.mickledore.co.uk or call +44 (0) 17687 72335





Walking Holidays in Britain's most Beautiful Landscapes

t: 017687 72335

e: info@mickledore.co.uk

w: www.mickledore.co.uk

Booking Form

Contact Details

Address:

Telephone: Mobile / Alternative Tel:

Email: Emergency Contact No:

Your Holiday

Holiday Name: Holiday Code: (*Hadrian's Wall: Add an "R" if starting in the West*)

Date of First Night: Date of Last Night:

Party Members

Title	First Name	Last Name	Date of Birth

Options	Rooms Required:	Rest Days (give date & location)
Luggage Transport <input type="text"/>	No. Double Rooms <input type="text"/>	
Packed Lunches <input type="text"/>	No. Twin rooms <input type="text"/>	
Off Street Parking (there is normally a charge for this) <input type="text"/>	No. Single Rooms <input type="text"/>	
Transfer required (additional charge) <input type="text"/>	No. Triple Rooms (Double & Single) <input type="text"/>	

Comments (special diets, other requirements, etc):

Payment

Holiday cost per person <input type="text"/>	I enclose a cheque for the deposit value (made payable to Mickledore Travel Ltd)
Rest Days <input type="text"/>	OR please debit my Visa/Visa Debit/Mastercard/Mastercard Debit/Solo (delete as appropriate)
Total cost per person <input type="text"/>	Card number:
Number in group <input type="text"/>	Valid from: Expires: Security number*:
Total group cost <input type="text"/>	*The last 3 digits on the back of the card
Deposit (20% of Total Cost) <input type="text"/>	I authorise Mickledore Travel to charge a 20% deposit to my card now and the remaining balance 6 weeks before commencement of my holiday, (for card payments only). I confirm that the above details are correct and that I have read and accept the terms and conditions available on the website.
Single and solo supplements will be added where applicable.	Signed: Date:
	Name:

2% charge for credit cards, no charge for debit cards

How did you hear about Mickledore Travel: